UNTERSCHIEDE ZEICHNEN

31

Beispiel:

45 + ? = 53

1. Zeichne zuerst die ***kleinere, tiefere*** Zahl.



45

2. Zeichne bis zur ***grösseren, höheren*** Zahl.

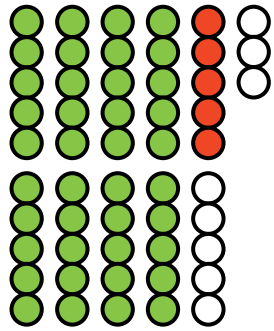

53

3. Zähle die Teile, die du gezeichnet hast (hier sind sie weiss).

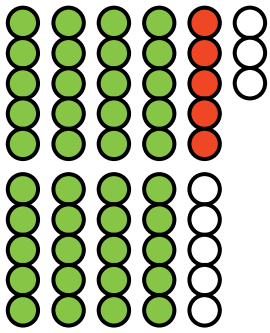

8

Lösung



68 + ? = 73

45 + ? = 52

27 + ? = 35

16 + ? = 21

59 + ? = 68

34 + ? = 40

ALLES ZUSAMMEN

Repetition



+

1. 45 + 34 =
   62 + 25 =
   26 + 71 =
   58 + 11 =

2. 24 + 63 =
   71 + 18 =
   35 + 35 =
   15 + 63 =

3. 13 + 85 =
   12 + 82 =
   47 + 21 =
   23 + 46 =

–

4. 75 – 34 =
   68 – 25 =
   86 – 71 =
   58 – 11 =

5. 87 – 63 =
   75 – 13 =
   35 – 35 =
   99 – 63 =

6. 66 – 12 =
   64 – 53 =
   47 – 21 =
   56 – 46 =

+ ?

7. 23 + ? = 79
   25 + ? = 66
   44 + ? = 86
   14 + ? = 76

8. 15 + ? = 87
   26 + ? = 58
   37 + ? = 69
   22 + ? = 57

9. 13 + ? = 45
   12 + ? = 98
   58 + ? = 89
   36 + ? = 79

– ?

10. 85 – ? = 63
    66 – ? = 43
    87 – ? = 55
    58 – ? = 47

11. 95 – ? = 21
    58 – ? = 33
    76 – ? = 40
    65 – ? = 52

12. 78 – ? = 47
    43 – ? = 11
    67 – ? = 14
    56 – ? = 44

= ? ± ?

13. 45 = 34 + ?
    65 = 22 + ?
    56 = 14 + ?
    89 = 76 + ?

14. 21 = 63 – ?
    32 = 55 – ?
    43 = 67 – ?
    56 = 89 – ?

15. 63 = ? + 41
    74 = ? + 31
    53 = ? – 11
    45 = ? – 23

IM SCHULZIMMER

Messen
m – cm

Zum Beispiel:

Ein Fenster

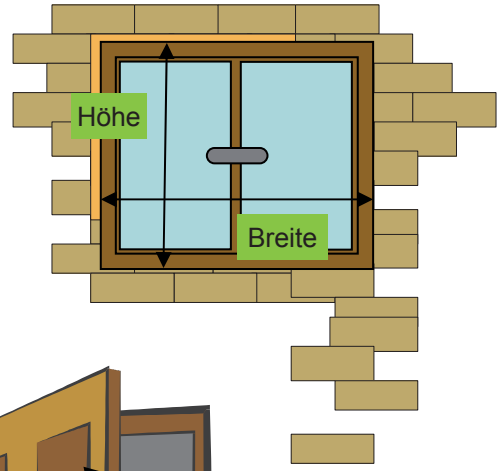

Wähle im Schulzimmer zehn Dinge aus.

Miss Länge und Breite.

Die Türe

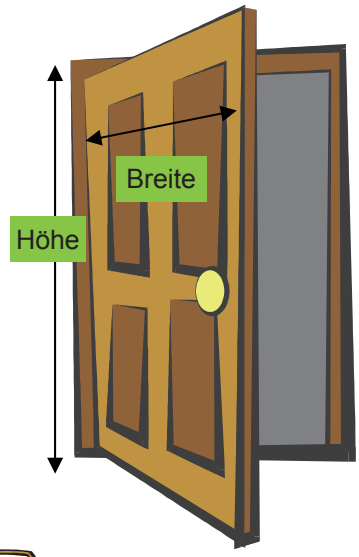

Die Wandtafel

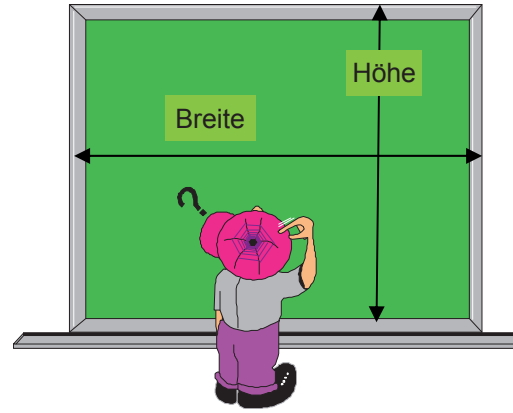



Ein Schrank

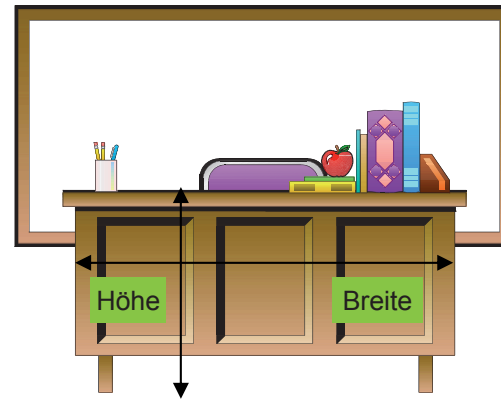

Das Pult

IMMER SECHS

Multiplikation 6er-Reihe

64





Zähle von links nach rechts, von oben nach unten.

Wie viele Punkte (Augen) hat es in jedem Feld?